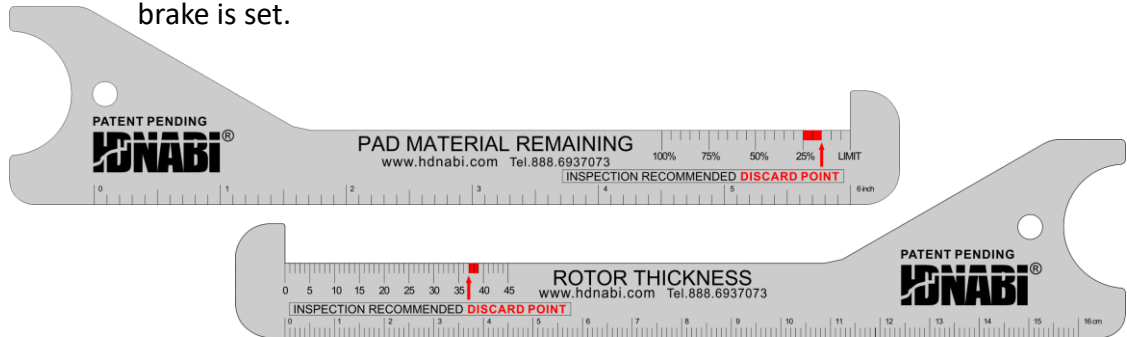


HDNABI Air Disc Brake measurement tool user guide

Patented HDNABI's Air Disc Brake measurement tool is designed to measure the remaining brake pad life and disc rotor thickness without removing the wheels from the vehicles.

⚠ **Safety Warning!** - Before using measurement tool

To ensure a safe and securely parked vehicle, the wheel chocks Should be placed on a non-drive axle, and the vehicle placed in the "Neutral" or "Park" position after parking brake is set.



Pad Material Remaining Measurement

Holding the prong flat of the tool against the backing plate of brake pad until both end seats evenly, then Read appropriate scale to determine the pad thickness. (See Figure 1.)

Rotor thickness measurement

Holding the inside of hook flat of the tool against the rotor surface until it seats evenly, then read appropriate scale to determine the rotor thickness (See Figure 2.)

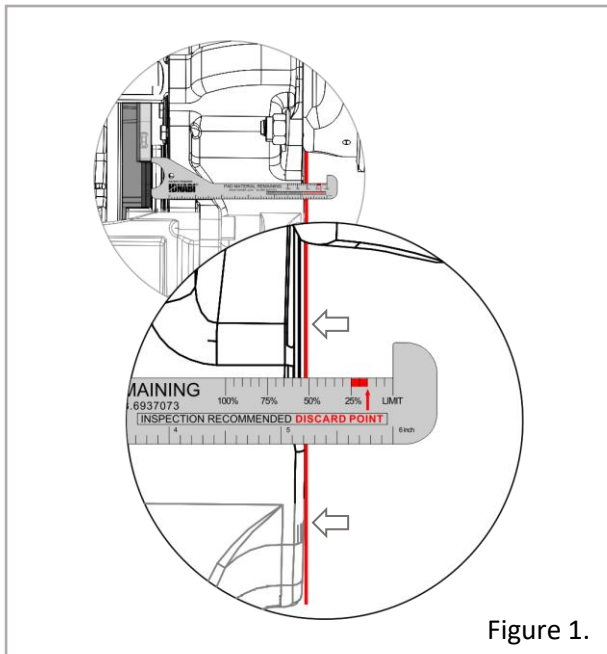


Figure 1.

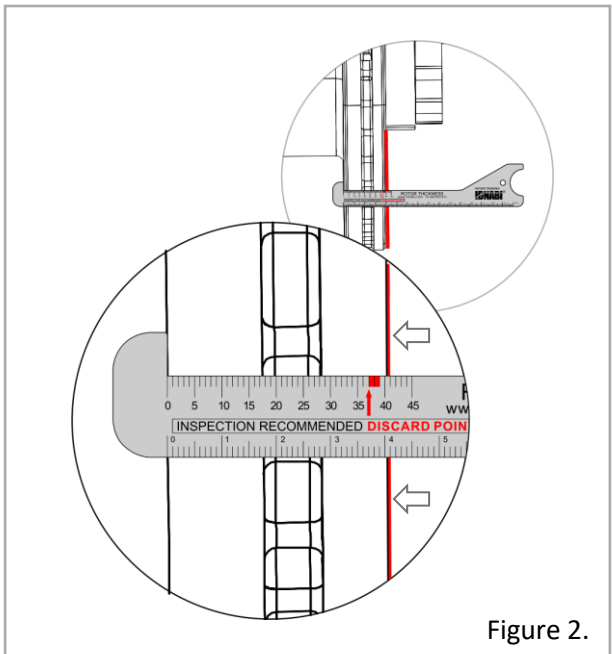


Figure 2.